

CERTIFIED STATEMENT OF RECEIPTS AND EXPENDITURES

Guinobatan, Albay

GENERAL FUND

Particulars	Account Code	Past Year 2008 (Actual)	Current Year 2009		Total
			First Semester (Actual)	Second Semester (Estimates)	
1.0 BEGINNING BALANCE					
1.1 Government Equity (Year End Surplus)	501	1,338,253.55			2,183,849.55
TOTAL BEGINNING BALANCE		1,338,253.55			2,183,849.55
TAX REVENUE					
Local Taxes					
Amusement Tax	581	10,430.00	22,020.00	-	22,020.00
Business Tax (Local Tax)	582	2,597,017.50	2,410,043.90	274,956.10	2,685,000.00
Community Tax	583	473,079.17	405,442.31	44,557.69	450,000.00
Real Property Taxes	588	846,538.79	728,245.24	391,754.76	1,120,000.00
Tax on Sand, Gravel & Other Quarry Products	593	82,185.00	3,600.00	66,400.00	70,000.00
Other Local Taxes	598	692,861.49	388,091.97	-	388,091.97
Fines & Penalties - Local Taxes	599		-	100,000.00	100,000.00
Fines & Penalties - Tax Revenue	649	76,451.01	16,820.42	3,179.58	20,000.00
REVENUE/INCOME					
General Income Account					
Permits and Licenses					
Fees on Weights & Measures	601	17,769.00	20,908.75	5,091.25	26,000.00
Permit Fees	605				
Bicycle		1,680.00	-	10,000.00	10,000.00
Building Permit		41,930.60	12,693.10	17,306.90	30,000.00
Occupancy Permit		9,291.28	2,928.80	2,071.20	5,000.00
Electrical/Wiring Permit		18,200.32	9,718.40	10,281.60	20,000.00
Excavation Permit		3,036.98	4,956.90	43.10	5,000.00
Fencing		107.20			
Plumbing/Sanitary Permit		946.07	1,917.60	-	1,917.60
Zoning Permit		616.00	9,271.36	10,728.64	20,000.00
Mayors Permit		226,699.77	228,664.25	-	228,664.25
Burial Permit		27,782.14	18,816.00	1,184.00	20,000.00
Registration Fees	606				
Tricycle		293,493.50	379,985.50	120,014.50	500,000.00
Registration of Large Cattle		91,139.75	19,684.00	80,316.00	100,000.00
Other Permits & Licenses	608				
Fiesta Season		560,825.00	-	850,000.00	850,000.00
Todos Los Mercados En Camposantos			-	15,000.00	15,000.00
Fiesta Navidad			-	50,000.00	50,000.00
Community Electronics Center			1,148.00	18,852.00	20,000.00


Particulars	Account Code	Past Year 2008 (Actual)	Current Year 2009		Total
			First Semester (Actual)	Second Semester (Estimates)	
Service Income					
Clearance and Certification Fees	613	370,102.20	324,335.48	125,664.52	450,000.00
Garbage Fees	616	59,800.00	116,387.50	-	116,387.50
Inspection Fees	617	49,080.00	49,920.00	5,080.00	55,000.00
Other Service Income	628				
Legitimation Fees		9,900.00	7,800.00	7,200.00	15,000.00
Marriage Fees		88,100.00	96,378.00	-	96,378.00
Solemnization Fees		33,450.00	36,100.00	23,900.00	60,000.00
Miscellaneous Fees				10,000.00	10,000.00
Health & Sanitary Fees		243,820.00	170,241.75	-	170,241.75
Business Income					
Landing & Parking Fees	640	190,311.75	178,955.00	21,045.00	200,000.00
Fines & Penalties - Business Income	649				
Other Business Income		2,153.00			
Other Income					
Income from Grants and Donations			991,404.00	-	991,404.00
Interest Income	664	546,601.20	144,873.61	355,126.39	500,000.00
Internal Revenue Allotment (80%)	665	61,868,992.00	36,957,208.40	23,617,641.20	60,574,849.60
Internal Revenue Allotment (1st & 2nd Tranches)				1,209,249.60	1,209,249.60
Excess IRA (January - June)				6,952,977.04	6,952,977.04
Subsidy from Other Fund	657	25,900.00			
Share from National Wealth	669		24,976.17	5,023.83	30,000.00
Miscellaneous Income	678	423,572.04	75,449.18	284,550.82	360,000.00
Other Fines & Penalties	679	5.30		10,000.00	10,000.00
STL (Charity Fund)				594,819.51	594,819.51
TOTAL INCOME		69,983,868.06	43,858,985.59	35,294,015.23	79,153,000.82
TOTAL AVAILABLE RESOURCES		71,322,121.61			81,336,850.37
NET AVAIL. RESOURCES FOR APPROPRIATION		71,322,121.61			81,336,850.37


CERTIFIED STATEMENT OF RECEIPTS AND EXPENDITURES
Guinobatan, Albay
General Fund

Particulars	Account Code	Past Year 2008 (Actual)	Current Year 2009		Total
			First Semester (Actual)	Second Semester (Estimated)	
III. EXPENDITURES					
A. General Services		41,035,224.26	16,119,200.76	40,118,558.08	56,237,758.84
B. Social Services		13,254,196.62	5,521,432.29	10,008,097.67	15,529,529.96
C. Economic Services		8,579,509.17	3,590,110.22	5,107,726.38	8,697,836.60
GRAND TOTAL		62,868,930.05	25,230,743.27	55,234,382.13	80,465,125.40
UNAPPROPRIATED BALANCE		8,453,191.56			871,724.97

Certified Correct:

Approved by:


 MARJORIE O. OCFEMIA
 Municipal Treasurer


 JERRY A. TOLOSA
 Municipal Budget Officer


 TARCILA S. SALES
 Municipal Accountant


 JUAN MITRE GARCIA
 Municipal Mayor

CERTIFIED STATEMENT OF RECEIPTS AND EXPENDITURES


**Guinobatan, Albay
Special Accounts**

Particulars	Account Code	Past Year 2008 (Actual)	Current Year 2009		Total
			First Semester (Actual)	Second Semester (Estimated)	
MARKET OPERATION					
1.0 Beginning Balance	501				
1.1 Government Equity (Year End Surplus)		1,103,982.08			464,083.59
TOTAL BEGINNING BALANCE		1,103,982.08			464,083.59
2.0 INCOME					
2.1 Operating & Miscellaneous Revenue					
Government Business Operation					
Receipts from Market Operation					
Equity Share		2,480.00			
Back Rentals		850,510.92	1,632,057.63	-	1,632,057.63
Current Rentals		1,566,065.00	1,046,846.57	1,153,153.43	2,200,000.00
Miscellaneous		899,240.00	500,490.00	100,010.00	600,500.00
Goodwill		121,500.00	72,500.00	27,500.00	100,000.00
Fidelity Bond (62%)			6,200.00	-	6,200.00
TOTAL INCOME		3,439,795.92	3,258,094.20	1,280,663.43	4,538,757.63
TOTAL AVAILABLE RESOURCES		4,543,778.00			5,002,841.22
NET AVAIL. RESOURCES FOR APPROPRIATION		4,543,778.00			5,002,841.22
III. EXPENDITURES					
A. ECONOMIC SERVICES		3,027,693.07	1,354,928.04	2,345,539.70	3,700,467.74
GRAND TOTAL		3,027,693.07	1,354,928.04	2,345,539.70	3,700,467.74
UNAPPROPRIATED BALANCE		1,516,084.93			1,302,373.48

Certified Correct:

Approved by:


MARJORIE O. OCFEMIA
Municipal Treasurer


JERRY A. TOLOSA
Municipal Budget Officer


TARCILA S. SALES
Municipal Accountant


JUAN MITRE GARCIA
Municipal Mayor

CERTIFIED STATEMENT OF RECEIPTS AND EXPENDITURESGuinobatan, Albay
Special Accounts

Particulars	Account Code	Past Year 2008 (Actual)	Current Year 2009		Total
			First Semester (Actual)	Second Semester (Estimated)	
SLAUGHTERHOUSE OPERATION					
1.0 Beginning Balance					
1.1 Government Equity (Year End Surplus)	501	(94,179.45)			(196,542.87)
TOTAL BEGINNING BALANCE		(94,179.45)			(196,542.87)
2.0 INCOME					
2.1 Operating & Miscellaneous Revenue Government Business Operation Receipts from S/House Operation	637	276,047.25	172,074.75	347,925.25	520,000.00
TOTAL INCOME		276,047.25	172,074.75	347,925.25	520,000.00
TOTAL AVAILABLE RESOURCES		181,867.80			323,457.13
NET AVAIL. RESOURCES FOR APPROP.		181,867.80			323,457.13
III. EXPENDITURES					
A. ECONOMIC SERVICES		429,950.04	184,440.44	331,830.44	516,270.88
GRAND TOTAL		429,950.04	184,440.44	331,830.44	516,270.88
UNAPPROPRIATED BALANCE		(248,082.24)			(192,813.75)

Certified Correct:


 MARJORIE O. OCFEMIA
 Municipal Treasurer


 JERRY A. TOLOSA
 Municipal Budget Officer


 TARCILA S. SALES
 Municipal Accountant

Approved by:


 JUAN MITRE GARCIA
 Municipal Mayor

CERTIFIED STATEMENT OF RECEIPTS AND EXPENDITURES

**Guinobatan, Albay
Special Accounts**

Particulars	Account Code	Past Year 2008 (Actual)	CURRENT YEAR 2009		Total
			First Semester (Actual)	Second Semester (Estimated)	
WATERWORKS SYSTEM					
1.0 Beginning Balance	501				
1.1 Government Equity (Year End Surplus)		(805,005.79)			(393,375.67)
TOTAL BEGINNING BALANCE		(805,005.79)			(393,375.67)
2.0 INCOME					
2.1 Operating & Miscellaneous Revenue Government Business Operation Receipts from Waterworks System	639	1,262,090.35	1,039,950.55	1,460,049.45	2,500,000.00
TOTAL INCOME		1,262,090.35	1,039,950.55	1,460,049.45	2,500,000.00
TOTAL AVAILABLE RESOURCES		457,084.56			2,106,624.33
NET AVAIL. RESOURCES FOR APPROP.		457,084.56			2,106,624.33
III. EXPENDITURES					
A. ECONOMIC SERVICES					
		1,360,443.21	513,924.89	1,754,021.85	2,267,946.74
GRAND TOTAL		1,360,443.21	513,924.89	1,754,021.85	2,267,946.74
UNAPPROPRIATED BALANCE		(903,358.65)			(161,322.41)

Certified Correct:

Approved by:

MARJORIE O. OCFEMIA
Municipal Treasurer

JERRY A. TOLOSA
Municipal Budget Officer

TARCILA S. SALES
Municipal Accountant

JUAN MITRE GARCIA
Municipal Mayor